

**KHSAA TITLE IX
ANNUAL REPORT SUBMISSION
STATUS REPORT
2008-2009**

KHSAA
Form T65
Revised 4/09

TO: KHSAA Member School Superintendents, Principals, and Athletic Directors

FROM: Brigid L. DeVries, Commissioner
Darren Bilberry, Assistant Commissioner

DATE: May 11, 2009

School	Paducah Tilghman	Reviewed by	Gary W. Lawson
--------	------------------	-------------	----------------

The following is a status report regarding the required 2008 - 2009 Title IX Annual Report submission of forms due into the KHSAA office by April 15, 2009. Appropriate KHSAA Audit Team personnel have reviewed these forms and the following is a summary of this review.

I. Checklist of Forms properly submitted in a satisfactory manner:

X	GE 19 (Annual Verification)	X	T-35 (Budget Expenses)
X	T-1 (Summary Program Chart 1)	X	T-36 (Budget Expenses)
X	T-2 (Summary Program Chart 2)	X	T-41 (Checklist – Overall Interscholastic Program)
X	T-3 (Summary Program Chart 3)	X	T-60 (Corrective Action Plan)
X	T-4 (Summary Program Chart 4)	NA	T-63 (Interscholastic Survey Results)

II. Status

A.	X	2008 – 2009 Forms are satisfactory and no further information or action is necessary at this time.
B.		Errors have been noted with respect to the following forms:
C.		The following forms were omitted and must be submitted by school representatives:
D.	X	<p>According to the 2008-2009 data, the school appears to be meeting the standards established in:</p> <p><input type="checkbox"/> Test 1 (Athletic participation is proportionate to enrollment)</p> <p><input type="checkbox"/> Test 2 (History and continuing practice of program expansion)</p> <p><input checked="" type="checkbox"/> Test 3 (Full and effective accommodation of interests and abilities)</p>
E.	X	<p>Other Recommendation and Comments: All calculations on the report appear to be correct. According to calculations, data, and responses submitted, the school is likely meeting the standard established in Test 3 for the provision of athletic opportunities. Currently, all sanctioned sports for girls are offered at the varsity level as well as 17 total team opportunities for both girls and boys. In the area of benefits, total athletic spending appears to be within acceptable parameters. The school currently shows <u>no advantage</u> on the T-41 and <u>no items on its Corrective Action Plan</u>. This seems unlikely since 62% of the school's participants are male and only 38% are female.</p>



KENTUCKY HIGH SCHOOL ATHLETIC ASSOCIATION
2008-2009 ANNUAL VERIFICATION OF TITLE IX PROCEDURES
 (To be submitted by April 15, 2009 along with other required forms)

KHSAA Form GE19
 F:Forms/GE19
 Rev.12/08

APR 15 2009

The Paducah Tilghman High School, Paducah, Kentucky
 (Name of High School) (City)

certifies to the Kentucky High School Athletic Association that the following is an accurate and true representation of the facts surrounding compliance with 20 U.S.C. Sections 1681-1688, et. Seq. (also known as Title IX)

I certify the following provisions in accordance with records at the school contained in the permanent Title IX file, at least one copy of which must be maintained in the Principal's office, and to the best of my knowledge have completed the following tasks.

Established a gender equity committee at the high school. **(List committee personnel and provide attachment if necessary)**

Name	Address	Phone	Title (Supt., Principal, Student, Parent, Coach, Etc.)
Tom Ballowe	P.O.Box 2550 800 Caldwell St.	270-444-5600	Director of Special Programs
Troy Brock	P.O.Box 2550 800 Caldwell St.	270-444-5600	Director of Pupil Personnel
Arthur Davis	2400 Washington Street	270-444-5650	Principal
Dwayne Wall	2400 Washington Street	270-444-5650	Athletic Director
Allison Stieg	2400 Washington Street	270-444-5650	Dean of Students
Keary Turnley	2400 Washington Street	270-444-5650	Student

Scheduled a minimum of three meetings during the 2008-2009 school year on the following dates:

11/12/08, 2/19/09, 5/7/09

Designated the following person(s) as the Title IX coordinator for the school:

Name	Title	Address	Phone
Dwayne Wall	Athletic Director	2400 Washington Street Paducah, KY 42003	270-444-5650

Designated the following person(s) as the Title IX coordinator for the district:

Name	Title	Address	Phone
Tom Ballowe	Director of Special Programs	800 Caldwell Street	270-444-5600

School personnel are continuing to make periodic reviews of the boys' and girls' athletics program reflected in the Corrective Action Plan.

In addition to the above information, the above referenced school maintains a complete permanent file relative to Title IX records including copies of the self-assessment audit, all corrective action plans, and other related materials.

Art Davis
Principal's Signature

4/15 2009
Date

[Signature]
Superintendent Signature

[Signature]
School Board Chairpersons' Signature

(Send original copy to KHSAA - Maintain duplicate in Title IX school folder)



2008-2009
ACCOMMODATION OF INTERESTS AND ABILITIES
SUMMARY PROGRAM CHART T-1

KHSAA
 Form T1
 F:Forms/T1
 Rev.10/08

Participation Opportunities Test One

		(Column 1)	(Column 2)	(Column 3)	(Column 4)
	Program	Enrollment	Percentage of Total Enrollment	Number of Interscholastic Participants (double and triple count)	Percentage of Total Participation
Row 1	GIRLS	415	51.	189	38
Row 2	BOYS	391	48.	308	62
Row 3	Totals	806	100%	497	100%

Instructions:

*Number of 8th grade students & below used in Column 3 and Column 4 calculations: 14

- Determine the total number of girls enrolled, (place in Row 1, Column 1). Determine the total number of boys enrolled, (place in Row 2, Column 1).
- Add the total number of girls and boys enrolled to determine total enrollment, (place in Row 3, Column 1).
- Calculate the percentage of total enrollment that is female. (Divide Row 1, Column 1 by Row 3, Column 1 and place in Row 1, Column 2.) Calculate the percentage of total enrollment that is male. (Divide Row 2, Column 1 by Row 3, Column 1 and place in Row 2, Column 2.) Note: Row 1, Column 2 plus Row 2, Column 2 should total 100%.
- Ask coaches to confirm the names of those individuals who are on the team as of the first **date of regular season competition**, and cross out the names of those who were cut from the team or quit the team prior to the first regular season competitive event. Determine the total number of interscholastic athletics participants that are girls, (and place in Row 1, Column 3). In order to determine the total number of athletics participants, an individual should be counted each time he or she participates on a team. For example, if Jane Doe competes on the varsity volleyball team, the junior varsity volleyball team, the junior varsity basketball team, and the varsity softball team, she should be counted as four participants (**do not include club or intramural sports participants, cheerleaders, dance teams, or pom squads**). Calculate the same way for boys and girls. * In addition, should 8th grade students and below play on a Freshman, Junior Varsity, or Varsity team, they should also be counted for each team and sport on which they participate. If applicable, please asterisk in the above notation as to how many 8th grade students & below are included in the totals.
 Using the same procedure, determine the total number of interscholastic athletic participants that are boys, (and place in Row 2, Column 3). Add Row 1, Column 3 plus Row 2, Column 3 to get total participants and place in Row 3, Column 3.
- Calculate the percentage of female participation. (Row 1, Column 3 divided by Row 3, Column 3 and place in Row 1, Column 4.) Calculate the percentage of male participation. (Row 2, Column 3 divided by Row 3, Column 3 and place in Row 2, Column 4.) Note: Row 1, Column 4 plus Row 2, Column 4 should total 100%.

Note: While being within three percent is not a formal compliance standard; if the percent listed in Row 1, Column 4 is within 3% of Row 1, Column 2, then it provides a good target within which compliance is likely.

Principal's Signature: *Art Davis*

Date: *4/15/2009*

2008-2009
ACCOMMODATION OF INTERESTS AND ABILITIES
SUMMARY PROGRAM CHART T-2

KHSAA
 Form T2
 Rev. 12/08

Participation Opportunities Test Two

		Column 1	Column 2	Column 3	Column 4	Column 5
Program		Number of Teams Currently Offered	Number of Participants	Number of Teams Added Since the beginning of the 2004-2005 School Year	Number of participants for the 2008-09 school year who are playing on teams added since the 2004-05 school year	Percent of Total Participation By Sex Added Since the beginning of the 2004-2005 School Year
GIRLS	Row 1	varsity:	9	95	0	0
	Row 2	j.v.:	6	71	0	0
	Row 3	frosh:	2	23	0	0
	Row 4	total:	17	189	0	0
BOYS	Row 5	varsity:	9	179	0	0
	Row 6	j.v.:	6	103	0	0
	Row 7	frosh:	2	26	0	0
	Row 8	total:	17	308	0	0

- 1) For Column 1, list the number of interscholastic teams offered for girls and boys at each competitive level (varsity, junior varsity, and freshman). For girls, total each of the entries in Rows 1, 2, and 3 into Row 4. For boys, total Rows 5, 6, and 7 into Row 8.
- 2) For Column 2, list the number of participants at each level. For girls, total each of the entries in Rows 1, 2, and 3 into Row 4. For boys, total Rows 5, 6, and 7 into Row 8. **Note:** The totals in Row 4 for girls and in Row 8 for boys must be the same as the totals in Form T-1, Column 3, Rows 1 and 2 respectively.
- 3) For Column 3, list the number of interscholastic teams that have been added in the last five years at each competitive level. Count each team added during the 5 year period only one time. e.g. Girl's junior varsity soccer was added 3 years ago, count the team only once, not 3 times. For girls, total the entries in Rows 1, 2, and 3 into Row 4. For boys, total Rows 5, 6, and 7 into Row 8.
- 4) For Column 4, list the number of participants that are **currently** on each level of the teams that were added in the last five years. If a team was added previously but no longer exists, there are no current participants to be added for that team. For girls, total the entries in Rows 1, 2, and 3 into Row 4. For boys, total Rows 5, 6, and 7 into Row 8.
- 5) For Column 5, calculate the percentage of participants that have been added in the last five years. For girls, take the number in Column 4, Row 4 and divide by the number in Column 2, Row 4. For boys, take the number in Column 4, Row 8 and divide it by the number in Column 2, Row 8.

Note: If the percentage of current participants added in the last five years is 25% or greater, compliance with Test Two may be possible. If less than 25%, then compliance with Test Three should be analyzed. **CAUTION:** 25% is not a formal compliance standard.

Principal's Signature: *A. Davis* Date: 4/15/2009

2008-2009
ACCOMMODATION OF INTERESTS AND ABILITIES
SUMMARY PROGRAM CHART T-3

KHSAA
 Form T3
 Rev. 12/08

Participation Opportunities Test Three

FOR ANY QUESTION ANSWERED "YES" IDENTIFY THE RESPECTIVE SPORT(S).

	GIRLS (Yes / No)		BOYS (Yes / No)
1. For a sport <u>not</u> currently offered in your interscholastic athletics program, is there sufficient interest to form a viable interscholastic team based on participation on an <u>intramural team</u> .	NO		NO
2 For a sport <u>not</u> currently offered, is there sufficient interest, based on the responses to your most recent Student Interest Survey, to form a viable <u>interscholastic team</u> for a sport not currently offered. If yes, what sport?	NO		NO
3. For a sport currently offered at the junior varsity or freshman level is there sufficient interest, based on your most recent Student Interest Survey, to form a <u>varsity team</u> not currently offered?	NO		NO
4. For a sport currently offered at the varsity level only, is there sufficient interest, based on your most recent Student Interest Survey, to form a viable team for a <u>junior varsity or freshman team</u> that is not currently offered?	NO		NO
5. If you answered YES to question (1), (2), (3), or (4), are there enough high schools in the geographic area offering the sport (at the appropriate level) to allow for the development of a reasonable schedule of competition?	N/A		N/A

Plans to Address Interest:

Principal's Signature : Art Davis Date: 4/15/2009

**2008-2009
ACTUAL EXPENDITURES - PROGRAM COMPARISON CHART 2
TO INCLUDE BOOSTER CLUB FUNDING**

	equipment and supplies		travel		awards		coaches' salaries (to include supplemental and extended employment; dollar amount required)	# of Coaches for all levels / # of Teams for all levels	facilities improvements		publications (if sport-specific)	
	School	Booster	School	Booster	School	Booster			School	Booster	School	Booster
G track	4,000	0	1,400	0	0	150	7,500	2.5 2	XXXX	XXXX	XXXX	XXXX
B track	3,200	0	2,500	0	400	0	7,500	2.5 2	XXXX	XXXX	XXXX	XXXX
G tennis	1,250	0	350	0	0	100	7,500	3 2	XXXX	XXXX	XXXX	XXXX
B tennis	1,250	0	350	0	0	100	7,500	3 2	XXXX	XXXX	XXXX	XXXX
G volleyball	2,300	2,300	600	0	0	250	4,000	2 2	XXXX	XXXX	XXXX	XXXX
B wrestling	2,000	500	2,600	0	300	0	4,000	2 1	XXXX	XXXX	XXXX	XXXX
G (list sport)	XXXX	XXXX	XXXX	XXXX	XXXX	XXXX	XXXX	XXXX	XXXX	XXXX	XXXX	XXXX
B football	23,600	2,10	3,000	0	200	0	10,000	7 3	XXXX	XXXX	XXXX	XXXX
G (list sport)	XXXX	XXXX	XXXX	XXXX	XXXX	XXXX	XXXX	XXXX	XXXX	XXXX	XXXX	XXXX
B (list sport)	XXXX	XXXX	XXXX	XXXX	XXXX	XXXX	XXXX	XXXX	XXXX	XXXX	XXXX	XXXX

1. Total expenditures on T-35 and T-36 on the 2008-2009 year report due by April 15, 2009, should reflect the total monies spent (rounded off to nearest dollar) for the entire school year of 2007-2008 ending June 30, 2008.

2. Booster Club Funding/Contributions must be included in the above expenditures totals. Indicate percentage of total expenditures for each gender: (if disparities are obvious, list on your Corrective Action Plan (T-60) what action you will take to correct the problem).

Gender	Expenditures	Percentage
Boys	\$ 108,579	54.21
Girls	\$ 91,654	45.79
Total:	\$ 200,233	100%

Principal's Signature: Art Davis Date: 4/15/2009

	equipment and supplies		travel		awards		coaches' salaries (to include supplemental and extended employment; dollar amount required)		facilities improvements		publications (if sport-specific)	
	School	Booster	School	Booster	School	Booster	School	Booster	School	Booster	School	Booster
G basketball	11,000	500	2,400	XXXX	250	0	10,000	XXXX	XXXX	XXXX	XXXX	XXXX
B basketball	15,000	3,800	6,600	XXXX	260	0	10,000	XXXX	XXXX	XXXX	XXXX	XXXX
G softball	3,600	0	517	XXXX	100	0	4,000	XXXX	XXXX	XXXX	XXXX	XXXX
B baseball	3,200	350	628	XXXX	100	0	4,000	XXXX	XXXX	XXXX	XXXX	XXXX
G cross country	707	1,146	781	XXXX	200	0	3,000	XXXX	XXXX	XXXX	XXXX	XXXX
B cross country	706	1,146	780	XXXX	200	0	3,000	XXXX	XXXX	XXXX	XXXX	XXXX
G golf	1,000	457	325	XXXX	90	0	3,000	XXXX	XXXX	XXXX	XXXX	XXXX
B golf	1,000	457	325	XXXX	120	0	3,000	XXXX	XXXX	XXXX	XXXX	XXXX
G soccer	1,800	2,250	400	XXXX	271	0	7,500	XXXX	XXXX	XXXX	XXXX	XXXX
B soccer	1,900	2,700	594	XXXX	303	0	7,500	XXXX	XXXX	XXXX	XXXX	XXXX
G swimming	75	0	425	XXXX	60	0	2,500	XXXX	XXXX	XXXX	XXXX	XXXX
B swimming	74	0	425	XXXX	60	0	2,500	XXXX	XXXX	XXXX	XXXX	XXXX

1. Total expenditures on T-35 and T-36 on the 2008-2009 year report due by April 15, 2009, should reflect the total monies spent (rounded off to nearest dollar) for the entire school year of 2007-2008 ending June 30, 2008.

2. Booster Club Funding/Contributions must be included in the above expenditures total. (Note: It is illegal for coaches to be paid by Booster Clubs - Reference KHSAA Bylaw 27)

Principal's Signature: *APD Davis*

Date: 4/15/2009



**KHSAA TITLE IX RE-VISIT
VERIFICATION OF FORMS
2008-2009 SCHOOL YEAR**

The

Paducah Tilghman
High School

Paducah
City

, Kentucky

certifies to the KHSAA that the following is an accurate and true representation of the facts surrounding compliance with 20 V.S.C. Sections 1681-1688, it. Seq. (also known as Title IX).

The following persons are to be identified:

School District Title IX Coordinator:

Name	Dr. Tom Ballowe
Professional Title	Director o Special Programs
Phone Number	(270) 444-5600
Address	P. O. Box 2550 800 Caldwell Street Paducah, KY 42003

School Title IX Coordinator:

Name	Dwayne E. Wall
Professional Title	Athletic Director
Phone Number	(270) 444-5650
Address	2400 Washington Street Paducah, KY 42003

The following signatures verify the authenticity of the documents included:

	SIGNATURE	DATE
Principal		4/15/2008
School Title IX Coordinator		4/15/09
Superintendent		4/15/09
District Title IX Coordinator		
School Board Chairperson		4/15/09



**KHSAA TITLE IX RE-VISIT
VERIFICATION OF FORMS
2008-2009 SCHOOL YEAR**

School Name: Paducah Tillghman

Gender Equity Review Committee Members:

MEMBER NAME	TITLE	SIGNATURE	DATE	(✓)*
Tom Ballowe	Director of Special Programs			
Art Davis	Principal, PTHS	<i>Art Davis</i>	4/15/09	✓
Dwayne Wall	Athletic Director	<i>Dwayne E. Wall</i>	4/15/09	✓
Allison Stieg	Dean of Students	<i>Allison</i>	4/15/09	✓
Troy Brock	Director of Pupil Personnel	<i>Troy M Brock</i>	4/15/09	✓
Keary Turnley	Student			

- - Please check (✓) if Committee member has reviewed this final submission.

SCHOOL NAME
Paducha Tilghman

2008-2009
TITLE IX

CORRECTIVE ACTION PLAN

DIRECTIONS:

1. For Column 1, indicate the intended area (Opportunities or Benefits) which needs corrective action in order to achieve gender equity. For Column 2, write the suggested change or activities that will correct the area in need of alteration. For Column 3, include the estimated completion date for the changes or activities.
2. It is possible to attain compliance with Title IX and no longer need "corrective" action. However, the KHSAA strongly encourages compliant schools to identify items for improvement (Column 1), activities to accomplish the improvement (Column 2) and a timetable for completion (Column 3) that will strengthen the athletic program.
3. You may copy this form as needed. Please attach corrective action plans along with audit forms and submit by April 15, 2009.

COLUMN 1	COLUMN 2	COLUMN 3
ITEM FOR CORRECTION/IMPROVEMENT	SUGGESTED CHANGE/ ACTIVITIES	SCHOOL YEAR, COMPLETION DATE OF CORRECTION FOR PROJECT
N/A		

Principal's Signature: AT Davis Date: 4/15/09

STUDENT SURVEY COMPLETED IN 2007-2008 SCHOOL YEAR.

2008-2009 INTERSCHOLASTIC ATHLETICS STUDENT SURVEY

KHSAA
Form T61
Rev. 12/08

1. Is the School District offering the interscholastic sport(s) you want to play?
 Yes
 No, I want to play _____
 I am not interested in athletics

2. During the **fall season**, which sport would you like to play?
 Football
 Volleyball (Girls)
 Cross Country (Boys)
 Cross Country (Girls)
 Golf (Boys)
 Golf (Girls)
 Soccer (Boys)
 Soccer (Girls)
 I would not participate

3. During the **winter season**, which sport would you like to play?
 Basketball (Boys)
 Basketball (Girls)
 Swimming & Diving (Boys)
 Swimming & Diving (Girls)
 Wrestling (Boys)
 Indoor Track (Boys)
 Indoor Track (Girls)
 I would not participate

4. During the **spring season**, which sport would you like to play?
 Track (Boys)
 Track (Girls)
 Tennis (Boys)
 Tennis (Girls)
 Fast Pitch Softball (Girls)
 Baseball (Boys)
 I would not participate

5. Do you participate in intramural sports? If yes, which sports(s)?
 Yes _____
 No

6. Which intramural sports, if any, would you like to see added?

7. Do you participate in non-school sport activities? If you do, which sport(s)?
 Yes _____
 No _____

8. Are you currently participating in interscholastic athletics during any season?
 Yes
 If no, why don't you participate in interscholastic athletics?
 I prefer other activities such as band, chorus, etc.
 I don't have time
 The practice schedules and game times are inconvenient
 The sport I like isn't offered
 It's too expensive
 I prefer to participate in club or intramural sports
 Working
 Other

9. Do you have any suggestions to encourage participation?

10. Which Non-KHSAA championship sport would you like to play?
 Archery
 Field Hockey
 Bowling
 Gymnastics (Boys)
 Gymnastics (Girls)
 Ice Hockey
 Lacrosse (Boys)
 Lacrosse (Girls)
 Rifle
 Rodeo
 Slow Pitch Softball
 Volleyball (Boys)
 Weightlifting
 I would not participate

OPTIONAL

Name: _____

Age: _____

Male: _____

Female: _____

(check one)



2008-2009 INTERSCHOLASTIC ATHLETICS SURVEY Summary of Student Responses

N/A

EA Form Rev. 10

School Name: _____

Enrollment (9-12 Grade): _____ (SHOULD AGREE WITH FORM T-1, COLUMN 1, ROW 3)

Number of 9-11 Grade Students Surveyed: _____

Number of 8th Grade Students Surveyed: _____

Date: _____

Completed By: _____

Instructions:

- 1. Summarize the Student Athletics Interest Surveys Form T-61 by listing the total number of responses on the line next to each sport.
2. Under the Other Category please provide a listing of the sports as well as the number of students who are interested in participating.
3. Please sign and date this Summary Form (T-63) and mail this Summary Form only to the KHSAA by April 15, 2008. Do not mail the student surveys (Form T-61). However, these Forms should be maintained in your files in the event they are requested subsequently.

Number of Surveys
Total Returned (A minimum of 80% return is expected)
Grades Surveyed (Should be grades 9-11 and 8th grade if school has a feeder system)

How Was The Survey Administered?
(e.g. was it given in all English classes, or all home rooms, or advisee/advisor?)

KHSAA Sanctioned Fall Sports (List Total Number of Participation Responses)

- Cross Country (Girls)
Cross Country (Boys)
Football (Boys)
Golf (Girls)
Golf (Boys)
Soccer (Girls)
Soccer (Boys)
Volleyball (Girls)

Winter Sport (*List Total Number of Participation Responses*)

Form T-63
Rev. 12/07

- _____ Basketball (Girls)
- _____ Basketball (Boys)
- _____ Indoor Track (Girls)
- _____ Indoor Track (Boys)
- _____ Swimming & Diving (Girls)
- _____ Swimming & Diving (Boys)
- _____ Wrestling (Boys)

Spring Sport (*List Total Number of Participation Responses*)

- _____ Baseball (Boys)
- _____ Fast Pitch Softball (Girls)
- _____ Tennis (Girls)
- _____ Tennis (Boys)
- _____ Track (Girls)
- _____ Track (Boys)

Non-KHSAA Championship Sports (*From Student Survey T-61 Question 10*)

- _____ Archery
- _____ Field Hockey
- _____ Bowling
- _____ Gymnastics (Boys)
- _____ Gymnastics (Girls)
- _____ Ice Hockey
- _____ Lacrosse (Boys)
- _____ Lacrosse (Girls)
- _____ Rifle
- _____ Rodeo
- _____ Slow Pitch Softball
- _____ Volleyball (Boys)
- _____ Water Polo
- _____ Weightlifting

Number of Students who participate in Intramural Sports

(*From Student Survey T-61 Question 5*)

<u>Sport</u>	<u>Number</u>

List Intramural Sports students are interested in adding:

(From Student Survey T-61 Question 6)

Form T-63

Rev. 12/07

<u>Sport</u>	<u>Number</u>

Participation in Non-School Sports Activities

(From Student Survey T-61 Question 7)

<u>Sport</u>	<u>Number</u>

Reasons for not participating in interscholastic athletics

(From Survey Question 8)

- I prefer other activities such as band, chorus, etc.
- I don't have time
- The practice schedules and game times are inconvenient
- The sport I like isn't offered
- It's too expensive
- I prefer to participate in club or intramural sports
- Working
- Other:

Student Suggestions to encourage participation

Principal's Signature

Date



**KENTUCKY HIGH SCHOOL ATHLETIC ASSOCIATION
2008-2009 ANNUAL VERIFICATION OF TITLE IX PROCEDURES**

*KHSAA Form GE19
F:Form GE19
Rev.12/03*

(To be submitted by April 15, 2009 along with other required forms)

APR 15 2009

The Paducah Tilghman High School, Paducah, Kentucky
(Name of High School) (City)

certifies to the Kentucky High School Athletic Association that the following is an accurate and true representation of the facts surrounding compliance with 20 U.S.C. Sections 1681-1688, et. Seq. (also known as Title IX)

I certify the following provisions in accordance with records at the school contained in the permanent Title IX file, at least one copy of which must be maintained in the Principal's office, and to the best of my knowledge have completed the following tasks.

Established a gender equity committee at the high school. (List committee personnel and provide attachment if necessary)

Name	Address	Phone	Title
(Supt., Principal, Student, Parent, Coach, Etc.)			
Tom Ballowe	P.O.Box 2550 800 Caldwell St.	270-444-5600	Director of Special Programs
Troy Brock	P.O.Box 2550 800 Caldwell St.	270-444-5600	Director of Pupil Personnel
Arthur Davis	2400 Washington Street	270-444-5650	Principal
Dwayne Wall	2400 Washington Street	270-444-5650	Athletic Director
Allison Stieg	2400 Washington Street	270-444-5650	Dean of Students
Keary Turnley	2400 Washington Street	270-444-5650	Student

Scheduled a minimum of three meetings during the 2008-2009 school year on the following dates:

11/12/08, 2/19/09, 5/7/09

Designated the following person(s) as the Title IX coordinator for the school:

Name	Title	Address	Phone
Dwayne Wall	Athletic Director	2400 Washington Street Paducah, KY 42003	270-444-5650

Designated the following person(s) as the Title IX coordinator for the district:

Name	Title	Address	Phone
Tom Ballowe	Director of Special Programs	800 Caldwell Street	270-444-5600

School personnel are continuing to make periodic reviews of the boys' and girls' athletics program reflected in the Corrective Action Plan.

In addition to the above information, the above referenced school maintains a complete permanent file relative to Title IX records including copies of the self-assessment audit, all corrective action plans, and other related materials.

Arthur Davis
Principal's Signature

4/15 2009
Date

[Signature]
Superintendent Signature

[Signature]
School Board Chairpersons' Signature

(Send original copy to KHSAA - Maintain duplicate in Title IX school folder)



**2008-2009
ACCOMMODATION OF INTERESTS AND ABILITIES
SUMMARY PROGRAM CHART T-1**

Participation Opportunities Test One

		(Column 1)	(Column 2)	(Column 3)	(Column 4)
	Program	Enrollment	Percentage of Total Enrollment	Number of Interscholastic Participants (double and triple count)	Percentage of Total Participation
Row 1	GIRLS	415	51.	189	38
Row 2	BOYS	391	48.5	308	62
Row 3	Totals	806	100%	497	100%

Instructions:

*Number of 8th grade students & below used in Column 3 and Column 4 calculations: 14

- Determine the total number of girls enrolled, (place in Row 1, Column 1). Determine the total number of boys enrolled, (place in Row 2, Column 1).
- Add the total number of girls and boys enrolled to determine total enrollment, (place in Row 3, Column 1).
- Calculate the percentage of total enrollment that is female. (Divide Row 1, Column 1 by Row 3, Column 1 and place in Row 1, Column 2.) Calculate the percentage of total enrollment that is male. (Divide Row 2, Column 1 by Row 3, Column 1 and place in Row 2, Column 2.) Note: Row 1, Column 2 plus Row 2, Column 2 should total 100%.
- Ask coaches to confirm the names of those individuals who are on the team as of the first **date of regular season competition**, and cross out the names of those who were cut from the team or quit the team prior to the first regular season competitive event. Determine the total number of interscholastic athletics participants that are girls, (and place in Row 1, Column 3). In order to determine the total number of athletics participants, an individual should be counted each time he or she participates on a team. For example, if Jane Doe competes on the varsity volleyball team, the junior varsity volleyball team, the junior varsity basketball team, and the varsity softball team, she should be counted as four participants (**do not include club or intramural sports participants, cheerleaders, dance teams, or pom squads**). Calculate the same way for boys and girls. * In addition, should 8th grade students and below play on a Freshman, Junior Varsity, or Varsity team, they should also be counted for each team and sport on which they participate. If applicable, please asterisk in the above notation as to how many 8th grade students & below are included in the totals.
Using the same procedure, determine the total number of interscholastic athletic participants that are boys, (and place in Row 2, Column 3). Add Row 1, Column 3 plus Row 2, Column 3 to get total participants and place in Row 3, Column 3.
- Calculate the percentage of female participation. (Row 1, Column 3 divided by Row 3, Column 3 and place in Row 1, Column 4.) Calculate the percentage of male participation. (Row 2, Column 3 divided by Row 3, Column 3 and place in Row 2, Column 4.) Note: Row 1, Column 4 plus Row 2, Column 4 should total 100%.

Note: While being within three percent is not a formal compliance standard; if the percent listed in Row 1, Column 4 is within 3% of Row 1, Column 2, then it provides a good target within which compliance is likely.

Principal's Signature: *Art Davis*

Date: *4/15/2009*

**2008-2009
ACCOMMODATION OF INTERESTS AND ABILITIES
SUMMARY PROGRAM CHART T-2**

KHSAA
Form T2
Rev 12/08

Participation Opportunities Test Two

			Column 1	Column 2	Column 3	Column 4	Column 5
Program			Number of Teams Currently Offered	Number of Participants	Number of Teams Added Since the beginning of the 2004-2005 School Year	Number of participants for the 2008-09 school year who are playing on teams added since the 2004-05 school year	Percent of Total Participation By Sex Added Since the beginning of the 2004-2005 School Year
GIRLS	Row 1	varsity:	9	95	0	0	
	Row 2	j.v.:	6	71	0	0	
	Row 3	frosh:	2	23	0	0	
	Row 4	total:	17	189	0	0	
BOYS	Row 5	varsity:	9	179	0	0	
	Row 6	j.v.:	6	103	0	0	
	Row 7	frosh:	2	26	0	0	
	Row 8	total:	17	308	0	0	

- For Column 1, list the number of interscholastic teams offered for girls and boys at each competitive level (varsity, junior varsity, and freshman). For girls, total each of the entries in Rows 1, 2, and 3 into Row 4. For boys, total Rows 5, 6, and 7 into Row 8.
- For Column 2, list the number of participants at each level. For girls, total each of the entries in Rows 1, 2, and 3 into Row 4. For boys, total Rows 5, 6, and 7 into Row 8. **Note:** The totals in Row 4 for girls and in Row 8 for boys must be the same as the totals in Form T-1, Column 3, Rows 1 and 2 respectively.
- For Column 3, list the number of interscholastic teams that have been added in the last five years at each competitive level. Count each team added during the 5 year period only one time. e.g. Girl's junior varsity soccer was added 3 years ago, count the team only once, not 3 times. For girls, total the entries in Rows 1, 2, and 3 into Row 4. For boys, total Rows 5, 6, and 7 into Row 8.
- For Column 4, list the number of participants that are **currently** on each level of the teams that were added in the last five years. If a team was added previously but no longer exists, there are no current participants to be added for that team. For girls, total the entries in Rows 1, 2, and 3 into Row 4. For boys, total Rows 5, 6, and 7 into Row 8.
- For Column 5, calculate the percentage of participants that have been added in the last five years. For girls, take the number in Column 4, Row 4 and divide by the number in Column 2, Row 4. For boys, take the number in Column 4, Row 8 and divide it by the number in Column 2, Row 8.

Note: If the percentage of current participants added in the last five years is 25% or greater, compliance with Test Two may be possible. If less than 25%, then compliance with Test Three should be analyzed. **CAUTION:** 25% is not a formal compliance standard.

Principal's Signature: *[Signature]*

Date: 4/15/2009

2008-2009
ACCOMMODATION OF INTERESTS AND ABILITIES
SUMMARY PROGRAM CHART T-3

KHSAA
 Form T3
 Rev. 12/08

Participation Opportunities Test Three

FOR ANY QUESTION ANSWERED "YES" IDENTIFY THE RESPECTIVE SPORT(S).

	GIRLS (Yes / No)		BOYS (Yes / No)
1. For a sport <u>not</u> currently offered in your interscholastic athletics program, is there sufficient interest to form a viable interscholastic team based on participation on an <u>intramural team</u> .	NO		NO
2 For a sport <u>not</u> currently offered, is there sufficient interest, based on the responses to your most recent Student Interest Survey, to form a viable <u>interscholastic team</u> for a sport not currently offered. If yes, what sport?	NO		NO
3. For a sport currently offered at the junior varsity or freshman level is there sufficient interest, based on your most recent Student Interest Survey, to form a <u>varsity team</u> not currently offered?	NO		NO
4. For a sport currently offered at the varsity level only, is there sufficient interest, based on your most recent Student Interest Survey, to form a viable team for a <u>junior varsity or freshman team</u> that is not currently offered?	NO		NO
5. If you answered YES to question (1), (2), (3), or (4), are there enough high schools in the geographic area offering the sport (at the appropriate level) to allow for the development of a reasonable schedule of competition?	N/A		N/A

Plans to Address Interest:

Principal's Signature : Art Davis Date: 4/15/2009

	equipment and supplies		travel		awards		coaches' salaries (to include supplemental and employment; dollar amount required)		facilities improvements		publications (if sport-specific)	
	Expenditures		Expenditures		Expenditures		Expenditures		Expenditures		Expenditures	
	School	Booster	School	Booster	School	Booster	School	Booster	School	Booster	School	Booster
G basketball	11,000	500	2,400	XXXX	250	0	10,000		XXXX	XXXX	XXXX	XXXX
B basketball	15,000	3,800	6,600	XXXX	260	0	10,000		XXXX	XXXX	XXXX	XXXX
G softball	3,600	0	517	XXXX	100	0	4,000		XXXX	XXXX	XXXX	XXXX
B baseball	3,200	350	628	XXXX	100	0	4,000		XXXX	XXXX	XXXX	XXXX
G cross country	707	1,146	781	XXXX	200	0	3,000		XXXX	XXXX	XXXX	XXXX
B cross country	706	1,146	780	XXXX	200	0	3,000		XXXX	XXXX	XXXX	XXXX
G golf	1,000	457	325	XXXX	90	0	3,000		XXXX	XXXX	XXXX	XXXX
B golf	1,000	457	325	XXXX	120	0	3,000		XXXX	XXXX	XXXX	XXXX
G soccer	1,800	2,250	400	XXXX	271	0	7,500		XXXX	XXXX	XXXX	XXXX
B soccer	1,900	2,700	594	XXXX	303	0	7,500		XXXX	XXXX	XXXX	XXXX
G swimming	75	0	425	XXXX	60	0	2,500		XXXX	XXXX	XXXX	XXXX
B swimming	74	0	425	XXXX	60	0	2,500		XXXX	XXXX	XXXX	XXXX

1. Total expenditures on T-35 and T-36 on the 2008-2009 year report due by April 15, 2009, should reflect the total monies spent (rounded off to nearest dollar) for the entire school year of 2007-2008 ending June 30, 2008.

2. Booster Club Funding/Contributions must be included in the above expenditures total. (Note: It is illegal for coaches to be paid by Booster Clubs - Reference KHSAA Bylaw 27)

Principal's Signature:

APR Davis

Date:

4/15/2009

KHSAA
Form 136
REV 12/98

**2008-2009
ACTUAL EXPENDITURES - PROGRAM COMPARISON CHART 2
TO INCLUDE BOOSTER CLUB FUNDING**

	equipment and supplies		travel		awards		coaches' salaries (to include supplemental and extended employment; dollar amount required)		facilities improvements		publications (if sport-specific)	
	Expenditures		Expenditures		Expenditures		Expenditures		Expenditures		Expenditures	
	School	Booster	School	Booster	School	Booster	School	Booster	School	Booster	School	Booster
G track	4,000	0	1,400	0	0	150	7,500	XXXX	XXXX	XXXX	XXXX	XXXX
B track	3,200	0	2,500	0	400	0	7,500	XXXX	XXXX	XXXX	XXXX	XXXX
G tennis	1,250	0	350	0	0	100	7,500	XXXX	XXXX	XXXX	XXXX	XXXX
B tennis	1,250	0	350	0	0	100	7,500	XXXX	XXXX	XXXX	XXXX	XXXX
G volleyball	2,300	2,300	600	0	0	250	4,000	XXXX	XXXX	XXXX	XXXX	XXXX
B wrestling	2,000	500	2,600	0	300	0	4,000	XXXX	XXXX	XXXX	XXXX	XXXX
G (list sport)	XXXX	XXXX	XXXX	XXXX	XXXX	XXXX	XXXX	XXXX	XXXX	XXXX	XXXX	XXXX
B football	23,600	2,10	3,000	0	200	0	10,000	XXXX	XXXX	XXXX	XXXX	XXXX
G (list sport)	XXXX	XXXX	XXXX	XXXX	XXXX	XXXX	XXXX	XXXX	XXXX	XXXX	XXXX	XXXX
B (list sport)	XXXX	XXXX	XXXX	XXXX	XXXX	XXXX	XXXX	XXXX	XXXX	XXXX	XXXX	XXXX

1. Total expenditures on T-35 and T-36 on the 2008-2009 year report due by April 15, 2009, should reflect the total monies spent (rounded off to nearest dollar) for the entire school year of 2007-2008 ending June 30, 2008.

2. Booster Club Funding/Contributions must be included in the above expenditures totals.

Indicate percentage of total expenditures for each gender: (if disparities are obvious, list on your Corrective Action Plan (T-60) what action you will take to correct the problem).

Gender	Expenditures	Percentage
Boys	\$	
Girls	\$	
Total:	\$	100%

Principal's Signature: Art Davis Date: 4/15/2009



**KHSAA TITLE IX RE-VISIT
VERIFICATION OF FORMS
2008-2009 SCHOOL YEAR**

KHSAA
Form T50
Rev. 08/08
Page 1 of 3

The

Paducah Tilghman High School

,

Paducah City

, Kentucky

certifies to the KHSAA that the following is an accurate and true representation of the facts surrounding compliance with 20 V.S.C. Sections 1681-1688, It. Seq. (also known as Title IX).

The following persons are to be identified:

School District Title IX Coordinator:

Name	Dr. Tom Ballowe
Professional Title	Director o Special Programs
Phone Number	(270) 444-5600
Address	P. O. Box 2550 800 Caldwell Street Paducah, KY 42003

School Title IX Coordinator:

Name	Dwayne E. Wall
Professional Title	Athletic Director
Phone Number	(270) 444-5650
Address	2400 Washington Street Paducah, KY 42003

The following *signatures* verify the authenticity of the documents included:

	SIGNATURE	DATE
Principal		4/15/2008
School Title IX Coordinator		4/15/09
Superintendent		4/15/09
District Title IX Coordinator		
School Board Chairperson		4/15/09



KHSAA TITLE IX RE-VISIT VERIFICATION OF FORMS 2008-2009 SCHOOL YEAR

KHSAA Form T50 Rev. 08/08 Page 2 of 3

School Name: Paducah Tilghman

Gender Equity Review Committee Members:

Table with 5 columns: MEMBER NAME, TITLE, SIGNATURE, DATE, (✓)*. Rows include Tom Ballowe, Art Davis, Dwayne Wall, Allison Stieg, Troy Brock, and Keary Turnley.

- Please check (✓) if Committee member has reviewed this final submission.

SCHOOL NAME
Paducah Tilghman

2008-2009
TITLE IX

CORRECTIVE ACTION PLAN

DIRECTIONS:

1. For Column 1, indicate the intended area (Opportunities or Benefits) which needs corrective action in order to achieve gender equity. For Column 2, write the suggested change or activities that will correct the area in need of alteration. For Column 3, include the estimated completion date for the changes or activities.
2. It is possible to attain compliance with Title IX and no longer need "corrective" action. However, the KHSAA strongly encourages compliant schools to identify items for improvement (Column 1), activities to accomplish the improvement (Column 2) and a timetable for completion (Column 3) that will strengthen the athletic program.
3. You may copy this form as needed. Please attach corrective action plans along with audit forms and submit by April 15, 2009.

ITEM FOR CORRECTION/IMPROVEMENT	COLUMN 1	COLUMN 2 SUGGESTED CHANGE/ ACTIVITIES	COLUMN 3 SCHOOL YEAR, COMPLETION DATE OF CORRECTION FOR PROJECT
N/A			

Principal's Signature:

Date:

4/15/09

STUDENT SURVEY COMPLETED IN 2007-2008 SCHOOL YEAR

2008-2009 INTERSCHOLASTIC ATHLETICS STUDENT SURVEY

KHSAA
Form T01
Rev. 12/08

1. Is the School District offering the interscholastic sport(s) you want to play?
 Yes
 No, I want to play _____
 I am not interested in athletics

2. During the **fall season**, which sport would you like to play?
 Football
 Volleyball (Girls)
 Cross Country (Boys)
 Cross Country (Girls)
 Golf (Boys)
 Golf (Girls)
 Soccer (Boys)
 Soccer (Girls)
 I would not participate

3. During the **winter season**, which sport would you like to play?
 Basketball (Boys)
 Basketball (Girls)
 Swimming & Diving (Boys)
 Swimming & Diving (Girls)
 Wrestling (Boys)
 Indoor Track (Boys)
 Indoor Track (Girls)
 I would not participate

4. During the **spring season**, which sport would you like to play?
 Track (Boys)
 Track (Girls)
 Tennis (Boys)
 Tennis (Girls)
 Fast Pitch Softball (Girls)
 Baseball (Boys)
 I would not participate

5. Do you participate in intramural sports? If yes, which sports(s)?
 Yes _____
 No

6. Which intramural sports, if any, would you like to see added?

7. Do you participate in non-school sport activities? If you do, which sport(s)?
 Yes _____
 No _____

8. Are you currently participating in interscholastic athletics during any season?
 Yes
 If no, why don't you participate in interscholastic athletics?
 I prefer other activities such as band, chorus, etc.
 I don't have time
 The practice schedules and game times are inconvenient
 The sport I like isn't offered
 It's too expensive
 I prefer to participate in club or intramural sports
 Working
 Other

9. Do you have any suggestions to encourage participation?

10. Which Non-KHSAA championship sport would you like to play?

- Archery
- Field Hockey
- Bowling
- Gymnastics (Boys)
- Gymnastics (Girls)
- Ice Hockey
- Lacrosse (Boys)
- Lacrosse (Girls)
- Rifle
- Rodeo
- Slow Pitch Softball
- Volleyball (Boys)
- Weightlifting
- I would not participate

OPTIONAL

Name: _____

Age: _____

Male: _____

Female: _____

(check one)



2008-2009 INTERSCHOLASTIC ATHLETICS SURVEY Summary of Student Responses

N/A

N/A 0118 Rv.1B

School Name: _____

Enrollment (9-12 Grade): _____ (SHOULD AGREE WITH FORM T-1, COLUMN 1, ROW 3)

Number of 9-11 Grade Students Surveyed: _____

Number of 8th Grade Students Surveyed: _____

Date: _____

Completed By: _____

Instructions:

- 1. Summarize the Student Athletics Interest Surveys Form T-61 by listing the total number of responses on the line next to each sport.
2. Under the Other Category please provide a listing of the sports as well as the number of students who are interested in participating.
3. Please sign and date this Summary Form (T-63) and mail this Summary Form only to the KHSAA by April 15, 2008. Do not mail the student surveys (Form T-61). However, these Forms should be maintained in your files in the event they are requested subsequently.

Number of Surveys
Total Returned (A minimum of 80% return is expected)
Grades Surveyed (Should be grades 9-11 and 8th grade if school has a feeder system)

How Was The Survey Administered?
(e.g. was it given in all English classes, or all home rooms, or advisee/advisor?)

KHSAA Sanctioned Fall Sports (List Total Number of Participation Responses)

- Cross Country (Girls)
Cross Country (Boys)
Football (Boys)
Golf (Girls)
Golf (Boys)
Soccer (Girls)
Soccer (Boys)
Volleyball (Girls)

Winter Sport *(List Total Number of Participation Responses)*

Form T-63
Rev. 12/07

- _____ Basketball (Girls)
- _____ Basketball (Boys)
- _____ Indoor Track (Girls)
- _____ Indoor Track (Boys)
- _____ Swimming & Diving (Girls)
- _____ Swimming & Diving (Boys)
- _____ Wrestling (Boys)

Spring Sport *(List Total Number of Participation Responses)*

- _____ Baseball (Boys)
- _____ Fast Pitch Softball (Girls)
- _____ Tennis (Girls)
- _____ Tennis (Boys)
- _____ Track (Girls)
- _____ Track (Boys)

Non-KHSAA Championship Sports *(From Student Survey T-61 Question 10)*

- _____ Archery
- _____ Field Hockey
- _____ Bowling
- _____ Gymnastics (Boys)
- _____ Gymnastics (Girls)
- _____ Ice Hockey
- _____ Lacrosse (Boys)
- _____ Lacrosse (Girls)
- _____ Rifle
- _____ Rodeo
- _____ Slow Pitch Softball
- _____ Volleyball (Boys)
- _____ Water Polo
- _____ Weightlifting

Number of Students who participate in Intramural Sports
(From Student Survey T-61 Question 5)

<u>Sport</u>	<u>Number</u>

List Intramural Sports students are interested in adding:
(From Student Survey T-61 Question 6)

Form T-63
Rev. 12/07

<u>Sport</u>	<u>Number</u>

Participation in Non-School Sports Activities
(From Student Survey T-61 Question 7)

<u>Sport</u>	<u>Number</u>


Reasons for not participating in interscholastic athletics
(From Survey Question 8)

- _____ I prefer other activities such as band, chorus, etc.
- _____ I don't have time
- _____ The practice schedules and game times are inconvenient
- _____ The sport I like isn't offered
- _____ It's too expensive
- _____ I prefer to participate in club or intramural sports
- _____ Working
- _____ Other:

Student Suggestions to encourage participation

Principal's Signature

Date



KENTUCKY HIGH SCHOOL ATHLETIC ASSOCIATION
2008-2009 ANNUAL VERIFICATION OF TITLE IX PROCEDURES
 (To be submitted by April 15, 2009 along with other required forms)

KHSAA Form GE19
 F1 Form GE19
 Rev. 12/05

The Adair County High School, Columbia, Kentucky
 (Name of High School) (City)

certifies to the Kentucky High School Athletic Association that the following is an accurate and true representation of the facts surrounding compliance with 20 U.S.C. Sections 1681-1688, et. Seq. (also known as Title IX)

I certify the following provisions in accordance with records at the school contained in the permanent Title IX file, at least one copy of which must be maintained in the Principal's office, and to the best of my knowledge have completed the following tasks.

Established a gender equity committee at the high school. (List committee personnel and provide attachment if necessary)

Name	Address	Phone	Title
(Supt., Principal, Student, Parent, Coach, Etc.)			
(See attachment)			

Scheduled a minimum of three meetings during the 2008-2009 school year on the following dates:

November 20 th , 2008
January 13 th , 2009
April 8 th , 2009

Designated the following person(s) as the Title IX coordinator for the school:

Name	Title	Address	Phone
Jim Moss	Athletic Director	526 Indian Dr. Columbia, KY 42120	270-384-2781

Designated the following person(s) as the Title IX coordinator for the district:

Name	Title	Address	Phone
Tammy Smith	Federal Programs	1201 Greenburg St. Columbia, KY 42123	270-384-2476

School personnel are continuing to make periodic reviews of the boys' and girls' athletics program reflected in the Corrective Action Plan.

In addition to the above information, the above referenced school maintains a complete permanent file relative to Title IX records including copies of the self-assessment audit, all corrective action plans, and other related materials.

[Signature]
Principal's Signature

April 15, 2009
Date

[Signature]
Superintendent Signature

[Signature]
School Board Chairpersons' Signature

(Send original copy to KHSAA - Maintain duplicate in Title IX school folder)

Title IX Committee

	Name	Title	Phone	Address
1.	Tammy Smith	Title IX Coordinator	270-433-7736	1144 Sulphur Creek Rd. Burkesville 42717
2.	Troy Young	Principal	270-469-1062	270 West Shore Dr. Campbellsville 42718
3.	Jim Moss	Athletic Director	270-384-6720	1092 Lee St. Columbia 42728
4.	Brent Campbell	Teacher	270-384-6099	140 Short Lane Columbia 42728
5.	Susan Peck	Teacher	270-384-6853	301 Coppage Rd. Russell Springs 42642
6.	Chris Watts	Board Member	270-384-2536	2804 Knifley Rd. Columbia 42728
7.	Carli Burton	Female Student Athlete	270-384-3434	620 Mt. Carmel Rd. Columbia 42728
8.	Joseph Grider	Male Student Athlete	270-384-5314	310 Dillon St. Columbia 42728
9.	Sheila Willis	Parent	270-384-5665	1060 Bull Run Rd. Columbia 42728

2008-2009
ACCOMMODATION OF INTERESTS AND ABILITIES
SUMMARY PROGRAM CHART 1

KHSAA
 Form T1
 Rev. 12/08

Participation Opportunities Test One

		(Column 1)	(Column 2)	(Column 3)	(Column 4)
	Program	Enrollment	Percentage of Total Enrollment	Number of Interscholastic Participants (double and triple count)	Percentage of Total Participation
Row 1	GIRLS	396	52%	133	46.7%
Row 2	BOYS	367	48%	152	53.3%
Row 3	Totals	763	100%	285	100%

Instructions:

*Number of 8th grade students & below used in Column 3 and Column 4 calculations : 18

- Determine the total number of girls enrolled, (place in Row 1, Column 1). Determine the total number of boys enrolled, (place in Row 2, Column 1).
- Add the total number of girls and boys enrolled to determine total enrollment, (place in Row 3, Column 1).
- Calculate the percentage of total enrollment that is female. (Divide Row 1, Column 1 by Row 3, Column 1 and place in Row 1, Column 2.) Calculate the percentage of total enrollment that is male. (Divide Row 2, Column 1 by Row 3, Column 1 and place in Row 2, Column 2.) Note: Row 1, Column 2 plus Row 2, Column 2 should total 100%.
- Ask coaches to confirm the names of those individuals who are on the team as of the first date of regular season competition, and cross out the names of those who were cut from the team or quit the team prior to the first regular season competitive event. Determine the total number of interscholastic athletics participants that are girls, (and place in Row 1, Column 3). In order to determine the total number of athletics participants, an individual should be counted each time he or she participates on a team. For example, if Jane Doe competes on the varsity volleyball team, the junior varsity volleyball team, the junior varsity basketball team, and the varsity softball team, she should be counted as four participants (do not include club or intramural sports participants, cheerleaders, dance teams, or pom squads). Calculate the same way for boys and girls. * In addition, should 8th grade students and below play on a Freshman, Junior Varsity, or Varsity team, they should also be counted for each team and sport on which they participate. If applicable, please asterisk in the above notation as to how many 8th grade students & below are included in the totals.
Using the same procedure, determine the total number of interscholastic athletic participants that are boys, (and place in Row 2, Column 3). Add Row 1, Column 3 plus Row 2, Column 3 to get total participants and place in Row 3, Column 3.
- Calculate the percentage of female participation. (Row 1, Column 3 divided by Row 3, Column 3 and place in Row 1, Column 4.) Calculate the percentage of male participation. (Row 2, Column 3 divided by Row 3, Column 3 and place in Row 2, Column 4.) Note: Row 1, Column 4 plus Row 2, Column 4 should total 100%.

Note: While being within three percent is not a formal compliance standard; if the percent listed in Row 1, Column 4 is within 3% of Row 1, Column 2, then it provides a good target within which compliance is likely.

Principal's Signature: _____

Date: 4/15/09

Copyright 1999, Good Sports, Inc., Title IX and Gender Equity Specialists. All rights reserved.

2008-2009
ACCOMMODATION OF INTERESTS AND ABILITIES
SUMMARY PROGRAM CHART T-2

KHSAA
Form T2
Rev. 12/08

Participation Opportunities Test Two

			Column 1	Column 2	Column 3	Column 4	Column 5
Program			Number of Teams Currently Offered	Number of Participants	Number of Teams Added Since the beginning of the 2004-2005 School Year	Number of participants for the 2008-09 school year who are playing on teams added since the 2004-05 school year	Percent of Total Participation By Sex Added Since the beginning of the 2004-2005 School Year
GIRLS	Row 1	varsity:	6	75	1	8	
	Row 2	J.V.:	3	36	0	0	
	Row 3	frosh:	2	22	0	0	
	Row 4	total:	11	133	1	8	6.00%
BOYS	Row 5	varsity:	6	105	0	0	
	Row 6	J.V.:	3	40	0	0	
	Row 7	frosh:	1	7	0	0	
	Row 8	total:	10	152	0	0	0.00%

- For Column 1, list the number of interscholastic teams offered for girls and boys at each competitive level (varsity, junior varsity, and freshman). For girls, total each of the entries in Rows 1, 2, and 3 into Row 4. For boys, total Rows 5, 6, and 7 into Row 8.
- For Column 2, list the number of participants at each level. For girls, total each of the entries in Rows 1, 2, and 3 into Row 4. For boys, total Rows 5, 6, and 7 into Row 8. **Notes:** The totals in Row 4 for girls and in Row 8 for boys must be the same as the totals in Form T-1, Column 3, Rows 1 and 2 respectively.
- For Column 3, list the number of interscholastic teams that have been added in the last five years at each competitive level. Count each team added during the 5 year period only one time. e.g. Girl's junior varsity soccer was added 3 years ago, count the team only once, not 3 times. For girls, total the entries in Rows 1, 2, and 3 into Row 4. For boys, total Rows 5, 6, and 7 into Row 8.
- For Column 4, list the number of participants that are currently on each level of the teams that were added in the last five years. If a team was added previously but no longer exists, there are no current participants to be added for that team. For girls, total the entries in Rows 1, 2, and 3 into Row 4. For boys, total Rows 5, 6, and 7 into Row 8.
- For Column 5, calculate the percentage of participants that have been added in the last five years. For girls, take the number in Column 4, Row 4 and divide by the number in Column 2, Row 4. For boys, take the number in Column 4, Row 8 and divide it by the number in Column 2, Row 8.

Note: If the percentage of current participants added in the last five years is 25% or greater, compliance with Test Two may be possible. If less than 25%, then compliance with Test Three should be analyzed. **CAUTION:** 25% is not a formal compliance standard.

Principal's Signature: _____

Date: 4/15/09

2008-2009
ACCOMMODATION OF INTERESTS AND ABILITIES
SUMMARY PROGRAM CHART T-3


KHSAA
 Form T3
 Rev. 12/08

Participation Opportunities Test Three

FOR ANY QUESTION ANSWERED "YES" IDENTIFY THE RESPECTIVE SPORT(S).

	GIRLS (Yes / No)	BOYS (Yes / No)
1. For a sport <u>not</u> currently offered in your interscholastic athletics program, is there sufficient interest to form a viable interscholastic team based on participation on an <u>Intramural team</u> .	NO	NO
2 For a sport <u>not</u> currently offered, is there sufficient interest, based on the responses to your most recent Student Interest Survey, to form a viable <u>interscholastic team</u> for a sport not currently offered. If yes, what sport?	YES SWIMMING NO POOL	YES SWIMMING NO POOL
3. For a sport currently offered at the junior varsity or freshman level is there sufficient interest, based on your most recent Student Interest Survey, to form a <u>varsity team</u> not currently offered?	NO	NO
4. For a sport currently offered at the varsity level only, is there sufficient interest, based on your most recent Student Interest Survey, to form a viable team for a <u>junior varsity or freshman team</u> that is not currently offered?	NO	NO
5. If you answered YES to question (1), (2), (3), or (4), are there enough high schools in the geographic area offering the sport (at the appropriate level) to allow for the development of a reasonable schedule of competition?	NO	NO

Plans to Address Interest: LINDSEY WILSON COLLEGE IS BUILDING A POOL. MAYBE IN THE FUTURE WE CAN WORK OUT SOMETHING WITH THEM.

Principal's Signature:  Date: 4/15/09

KHSAA
Form T-35
REV. 12/08

**2008-2009
ACTUAL EXPENDITURES - PROGRAM COMPARISON CHART 1
TO INCLUDE BOOSTER CLUB FUNDING**

	equipment and supplies		travel		awards		coaches' salaries (to include supplemental and extended employment; dollar amount required)			facilities improvements		publications (if sport-specific)	
	Expenditures		Expenditures		Expenditures		Expenditures			Expenditures		Expenditures	
	School	Booster	School	Booster	School	Booster	School	# coaches for all levels / \$7,000 for all levels	School	Booster	School	Booster	School
G basketball	\$4376	\$8000	\$2400		\$300		\$12650	3					
B basketball	\$3580	\$7000	\$2900		\$300		\$12925	3					
G softball	\$1191	\$5400	\$1600		\$200		\$4400	2	\$500				
B baseball	\$1541	\$2500	\$2400		\$200		\$4950	2	\$400	\$300			
G cross country													
B cross country													
G golf	\$1555	\$1600	\$1600		\$150		\$1375	1					
B golf	\$1555	\$2700	\$1700		\$150		\$1375	1					
G soccer													
B soccer													
G swimming													
B swimming													

1. Total expenditures on T-35 and T-36 on the 2008-2009 year report due by April 15, 2009, should reflect the total monies spent (rounded off to nearest dollar) for the entire school year of 2007-2008 ending June 30, 2008.
 2. Booster Club Funding/Contributions must be included in the above expenditures total. (Note: It is illegal for coaches to be paid by Booster Clubs - Reference KHSAA Bylaw 27)

Principal's Signature: _____ Date: 4/15/09

KBSAA
Form T-36
REV 1/2008

**2008-2009
ACTUAL EXPENDITURES - PROGRAM COMPARISON CHART 2
TO INCLUDE BOOSTER CLUB FUNDING**

	equipment and supplies		travel		awards		coaches' salaries (to include supplemental and extended employment; dollar amount required)		facilities improvements		publications (if sport-specific)	
	Expenditures		Expenditures		Expenditures		Expenditures		Expenditures		Expenditures	
	School	Booster	School	Booster	School	Booster	School	Booster	School	Booster	School	Booster
G track	\$568		\$950		\$150		\$1375					
B track	\$568		\$950		\$150		\$1925					
G tennis	\$27		\$450		\$150		\$3575					
B tennis	\$27		\$450		\$150		\$3575					
G volleyball	\$944		\$1500		\$150		\$4400					
B wrestling												
G (list sport)												
B football	\$13174	\$6000	\$1000		\$300		\$14300	4	2			
G (list sport)												
B (list sport)												

1. Total expenditures on T-35 and T-36 on the 2008-2009 year report due by April 16, 2009, should reflect the total monies spent (rounded off to nearest dollar) for the entire school year of 2007-2008 ending June 30, 2008.

2. Booster Club Funding/Contributions must be included in the above expenditures totals. Indicate percentage of total expenditures for each gender. (If disparities are obvious, list on your Corrective Action Plan (T-60) what action you will take to correct the problem).

Gender	Expenditures	Percentage
Boys	\$89,045.00	59%
Girls	\$61,536.00	41%
Total:	\$150,581.00	100%

Principal's Signature: _____ Date: 4/15/09

2008-2009 KHSAA TITLE IX ATHLETICS AUDIT
Checklist - Overall Interscholastic Athletics Program


KHSAA
Form T-11
Rev. 12/08

DIRECTIONS:

For the Areas of Compliance (Opportunities and Benefits) listed on the left hand side of the page, place a checkmark under the appropriate column identifying whether your school provided an advantage to the Girls' Program, or to the Boys' Program or to Neither Program. A review of T-35 and T-36 spending patterns might be helpful in completing this form.

Areas of Compliance:	ADVANTAGE TO:		
	GIRLS' PROGRAM	BOYS' PROGRAM	NEITHER PROGRAM
OPPORTUNITIES			
Accommodation of Interest and Abilities			X
BENEFITS			
Equipment and Supplies			X
Scheduling of Games and Practice Time			X
Travel and Per Diem Allowances			X
Coaching			X
Locker Rooms, Practice and Competitive Facilities			X
Medical and Training Facilities and Services			X
Publicity			X
Support Services			X
Athletic Scholarships			NA
Tutoring			NA
Any meals provided for home			NA

If an advantage is shown, corrective action should be shown on T-60 (Corrective Action Plan).

Principal's Signature:  Date: 4/15/09



**KHSAA TITLE IX RE-VISIT
VERIFICATION OF FORMS
2008-2009 SCHOOL YEAR**

KHSAA
Form T50
Rev. 08/08
Page 1 of 2

The

ADAIR COUNTY High School

COLUMBIA City

, Kentucky

certifies to the KHSAA that the following is an accurate and true representation of the facts surrounding compliance with 20 V.S.C. Sections 1681-1688, et. Seq. (also known as Title IX).

The following persons are to be identified:

School District Title IX Coordinator:

Name	Tammy Smith
Professional Title	Federal Programs / Grant writer
Phone Number	(270) 384-2476
Address	1204 Greensburg St. Columbia, KY 42723

School Title IX Coordinator:

Name	Jim Moss
Professional Title	Athletic Director
Phone Number	(270) 384-2751
Address	526 Indian Dr. Columbia, KY 42723

The following signatures verify the authenticity of the documents included:

	SIGNATURE	DATE
Principal	<i>Sam W. Young</i>	4/15/09
School Title IX Coordinator	<i>Jim Moss</i>	4-15-09
Superintendent	<i>Danell Treace</i>	4-15-09
District Title IX Coordinator	<i>Tammy Smith</i>	4-15-09
School Board Chairperson	<i>Vern Watts</i>	4-15-09



**KHSAA TITLE IX RE-VISIT
VERIFICATION OF FORMS
2008-2009 SCHOOL YEAR**

KHSAA
Form T50
Rev. 08/08
Page 2 of 2

School Name: Adair County High School

Gender Equity Review Committee Members:

MEMBER NAME	TITLE	SIGNATURE	DATE	(✓)*
Tammy Smith	District Title IX	<i>Tammy Smith</i>	4/15/09	✓
Thom Young	Principal	<i>Thom Young</i>	4/15/09	✓
Jim Moss	Athletic Director	<i>Jim Moss</i>	4/15/09	✓
Brent Campbell	Teacher	<i>Brent Campbell</i>	4/15/09	✓
Susan Peck	Teacher	<i>Susan Peck</i>	4/15/09	✓
Chris Watts	Board chair	<i>Chris Watts</i>	4/15/09	
Carli Burton	Student - female	<i>Carli Burton</i>	4/15/09	✓
Joseph Gaidler	Student - male	<i>Joseph Gaidler</i>	4/15/09	✓
Sheila Willis	Parent	<i>Sheila Willis</i>	4/15/09	✓

- Please check (✓) if Committee member has reviewed this final submission.

KHSAA
Form 100
Rev. 12/08

2008-2009

TITLE IX
CORRECTIVE ACTION PLAN

SCHOOL NAME

Adair County High School

DIRECTIONS:

1. For Column 1, indicate the intended area (Opportunities or Benefits) which needs corrective action in order to achieve gender equity. For Column 2, write the suggested change or activities that will correct the area in need of alteration. For Column 3, include the estimated completion date for the changes or activities.
2. It is possible to attain compliance with Title IX and no longer need "corrective" action. However, the KHSAA strongly encourages compliant schools to identify items for improvement (Column 1), activities to accomplish the improvement (Column 2) and a timetable for completion (Column 3) that will strengthen the athletic program.
3. You may copy this form as needed. Please attach corrective action plans along with audit forms and submit by April 15, 2009.

COLUMN 1 ITEM FOR CORRECTION/IMPROVEMENT	COLUMN 2 SUGGESTED CHANGE/ ACTIVITIES	COLUMN 3 SCHOOL YEAR, COMPLETION DATE OF CORRECTION FOR PROJECT
Booster clubs	continue to monitor spending and activities	On-going "continuous"
weight room more female friendly.	exercise equipment more suitable for females	Spring 2011.
Revamp Title IX Committee	send group to invite various sports athletes, more see friendly	2009-2010 School year.

Principal's Signature: [Signature]

Date: 4/15/09



**2008-2009 INTERSCHOLASTIC
ATHLETICS SURVEY
Summary of Student Responses**

KHSAA
Form T69
Rev.12/08

School Name: ADAIR COUNTY HIGH SCHOOL
 Enrollment
 (9-12 Grade): 763 (SHOULD AGREE WITH FORM T-1, COLUMN 1, ROW 3)
 Number of 9-11 Grade Students Surveyed: 578
 Number of 8th Grade Students Surveyed: _____
 Date: 4/3/09
 Completed By: JIM MOSS

Instructions:

1. Summarize the Student Athletics Interest Surveys Form T-61 by listing the total number of responses on the line next to each sport.
2. Under the Other Category please provide a listing of the sports as well as the number of students who are interested in participating.
3. Please sign and date this Summary Form (T-63) and mail this Summary Form only to the KHSAA by April 15, 2008. Do not mail the student surveys (Form T-61). However, these Forms should be maintained in your files in the event they are requested subsequently.

578 Number of Surveys
551 Total Returned (A minimum of 80% return is expected)
9-11 Grades Surveyed (Should be grades 9-11 and 8th grade if school has a feeder system)

How Was The Survey Administered? HOME ROOMS
 (e.g. was it given in all English classes, or all home rooms, or advisee/advisor?)

KHSAA Sanctioned Fall Sports (List Total Number of Participation Responses)

5 Cross Country (Girls)
4 Cross Country (Boys)
46 Football (Boys)
7 Golf (Girls)
13 Golf (Boys)
4 Soccer (Girls)
8 Soccer (Boys)
27 Volleyball (Girls)

Winter Sport (List Total Number of Participation Responses)

Form T-63
Rev. 12/07

- 14 Basketball (Girls)
- 22 Basketball (Boys)
- 12 Indoor Track (Girls)
- 16 Indoor Track (Boys)
- 33 Swimming & Diving (Girls)
- 27 Swimming & Diving (Boys)
- 26 Wrestling (Boys)

Spring Sport (List Total Number of Participation Responses)

- 25 Baseball (Boys)
- 21 Fast Pitch Softball (Girls)
- 11 Tennis (Girls)
- 14 Tennis (Boys)
- 17 Track (Girls)
- 15 Track (Boys)

Non-KHSAA Championship Sports (From Student Survey T-61 Question 10)

- 36 Archery
- 8 Field Hockey
- 29 Bowling
- 4 Gymnastics (Boys)
- 22 Gymnastics (Girls)
- 19 Ice Hockey
- 14 Lacrosse (Boys)
- 4 Lacrosse (Girls)
- 41 Rifle
- 24 Rodeo
- 8 Slow Pitch Softball
- 19 Volleyball (Boys)
- 7 Water Polo
- 42 Weightlifting

**Number of Students who participate in Intramural Sports
(From Student Survey T-61 Question 5)**

<u>Sport</u>	<u>Number</u>
NO INTRAMURALS	

List Intramural Sports students are interested in adding:
 (From Student Survey T-61 Question 6)

Form T-63
 Rev. 12/07

<u>Sport</u>	<u>Number</u>
NO INTRAMURALS	

Participation In Non-School Sports Activities
 (From Student Survey T-61 Question 7)

<u>Sport</u>	<u>Number</u>

Reasons for not participating in interscholastic athletics
 (From Survey Question 8)

- 28 I prefer other activities such as band, chorus, etc.
- 39 I don't have time
- 14 The practice schedules and game times are
- 14 inconvenient
- 17 The sport I like isn't offered
- 11 It's too expensive
- 12 I prefer to participate in club or intramural sports
- 29 Working
- 36 Other:

Student Suggestions to encourage participation


4/15/09

Principal's Signature Date